

	SERVICE BULLETIN	30-05-2023
		No. 02-23

Compliance with this bulletin is

MANDATORY

EFFECTIVE DATE

30-05-2023

SUBJECT

Tercel Top Air Inlet

APPLICABILITY

The bulletin is applicable for Tercel and Tercel Carbon gyrocopter's made by manufacturer Aviation Artur Trendak

ACTION

- Apply this bulletin to gyrocopters without mounted top air inlets

RISK OF NEGLECT

Failure to comply with this instruction might result in:

- generate high temperature under the engine cover and damage engine accessories

REQUIREMENTS

The installation should be performed by a technician with the appropriate knowledge or a mechanic from Aviation Artur Trendak company.

NOTE!

Remember to make every flight inspection related to the Pilot's Operating Handbook.

People to contact:

Arkadiusz Golbert
mob. +48 530 907 000
e-mail. arek@trendak.eu

Michał Trendak
mob. +48 606 347 080
e-mail. michal@trendak.eu

INSTALATION

1. Remove engine cover
2. Prepper all engine cover hole mount
3. Print with 1:1 scale (page 6), cut template and check dimensions with drawing
4. Measure orientation point using photos below (Fig. 1)
5. Use template to mark position
6. Cut a hole with multi-grinder with cutting disc
7. Use inlet to mark and drill mount holes ($\varnothing 5,5$)
8. Mount the inlet with three screws M5x10, enlarged washer and self-locking nut (Fig.6)

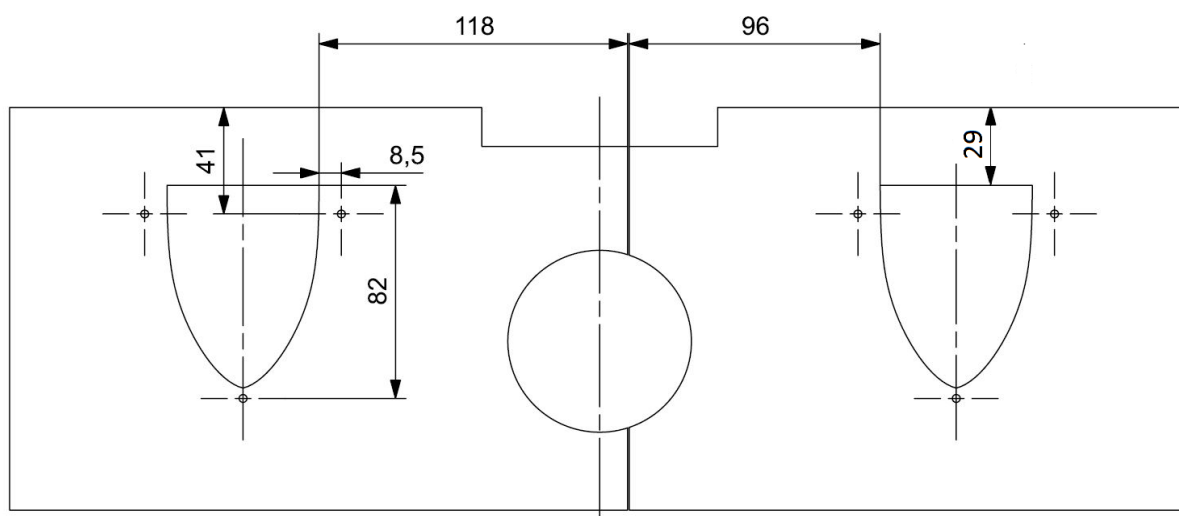


Fig. 1 Orientation drawing




Fig. 2



Fig. 3




Fig. 4



Fig. 5



Fig. 6

